

Signify Classified - Internal
Cooper Lighting Solutions Photometric Lab
1121 Highway 74 South
Peachtree City, GA 30269



Scaled data based on original data using
LM-79-08 Approved Method: Electrical and Photometric Measurements of Solid-
State Lighting Products

Test Report Prepared for
Cooper Lighting Solutions
(formerly Eaton)

Brand: STREETWORKS

Report Number: P869950

Luminaire Tested: **MEM2-HTN-SA-60-840-U-T2U-HSS**

Issue Date: 08/21/2024



Test Information

Test Method: LM-79-08
Report Number: P869950
Test Lab: INNOVATION CENTER(G3)
Issue Date: 08/21/2024
Manufacturer: COOPER LIGHTING SOLUTIONS (FORMERLY EATON)
Product Line: STREETWORKS
Catalog Number: MEM2-HTN-SA-60-840-U-T2U-HSS
Description: EPIC MODERN TALL HOUSING DISCRETE LED ARRAYS 60W 80CRI 4000K
FIXTURE w/ TYPE II URBAN DISTRIBUTION OPTIC AND HOUSE SIDE SHIELD
Light Source: (10) 4000K CCT, 80 CRI LEDS
Ballast/Driver: ELECTRONIC DRIVER

Summary

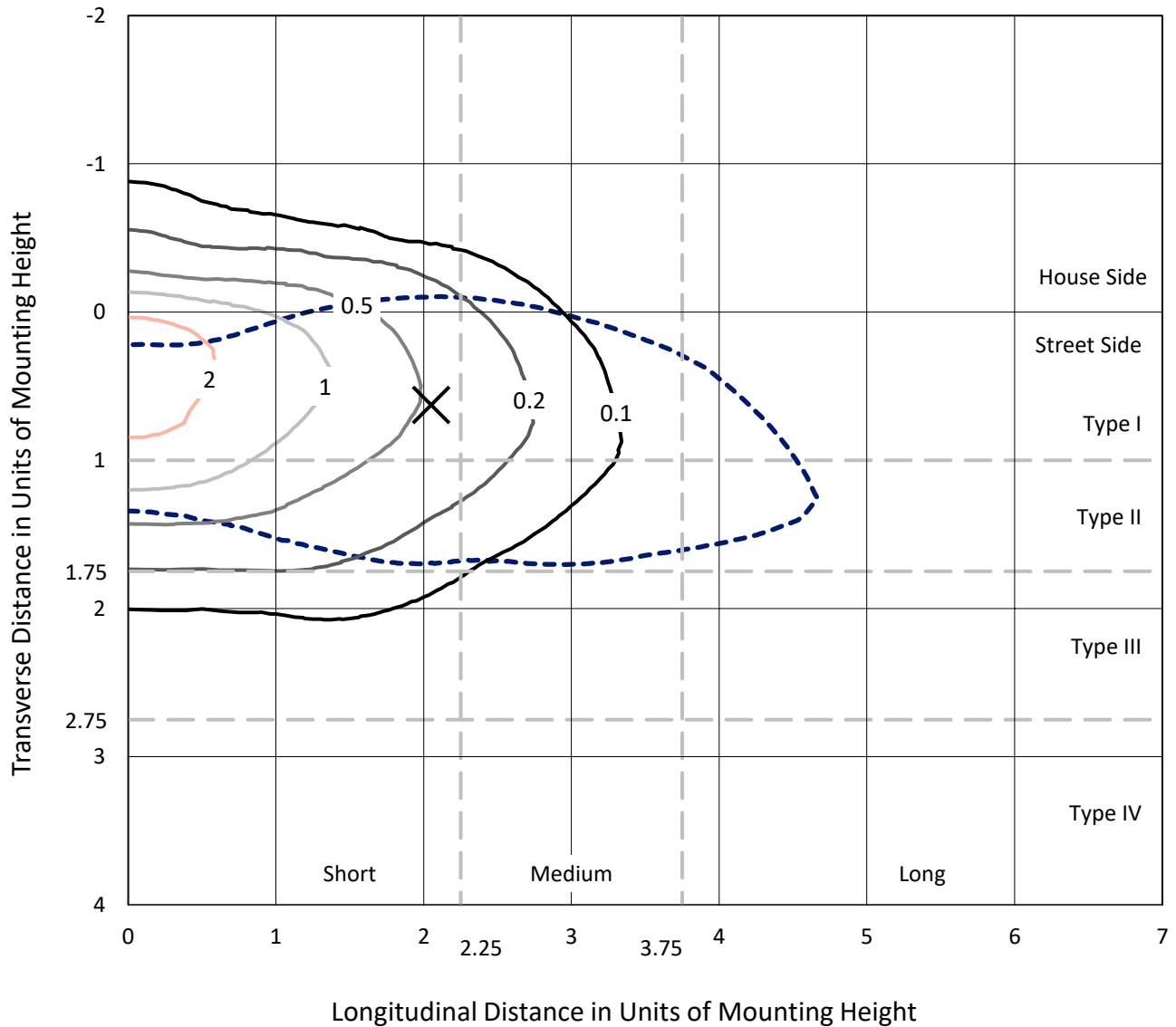
Lumens per Lamp: N/A
Luminaire Lumens: 4024.6 lumens
Efficiency: N/A
Efficacy: 91.5 lumens/watt
Luminous Opening: Rectangular (W 0.33' x L: 0.33' x H: 0')
IES Classification: Type II - Short
BUG Rating: B1 - U0 - G1

Input Watts (W): 44
Input Voltage (V): 120
Input Current (A_{in}): NR
Voltage Rise (V): NR
Power Factor: 0.99
Total Harmonic Distortion (THDi): 6.91%
Frequency (hertz): 60
Stabilization Time: NR
Operation Time: NR
Ambient Temperature (°C): NR
Test Distance: 24 FT

REPORT NUMBER: P869950
 CATALOG NUMBER: MEM2-HTN-SA-60-840-U-T2U-HSS

Iso-Footcandle Lines of Horizontal Illumination

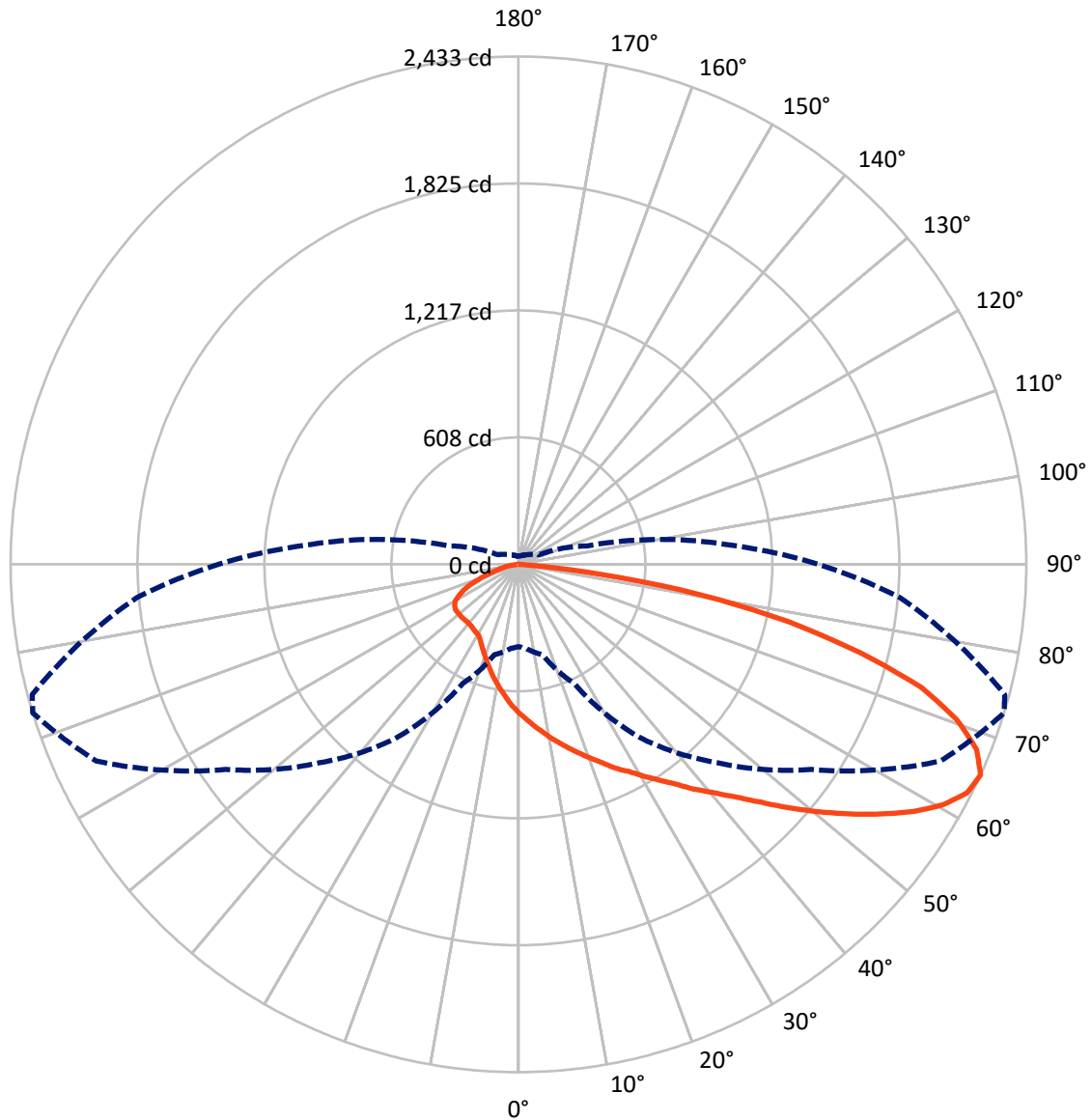
✕ Max cd
 - - - 1/2 Max cd



Based on 20 foot mounting height. Maximum calculated value = 2.9 fc
 Type II - Short - N/A

REPORT NUMBER: P869950
CATALOG NUMBER: MEM2-HTN-SA-60-840-U-T2U-HSS

Luminous Intensity Polar Plot



— Vertical Plane Through 73-Deg Lateral - - - Horizontal Cone Through 65-Deg Vertical

REPORT NUMBER: P869950
 CATALOG NUMBER: MEM2-HTN-SA-60-840-U-T2U-HSS

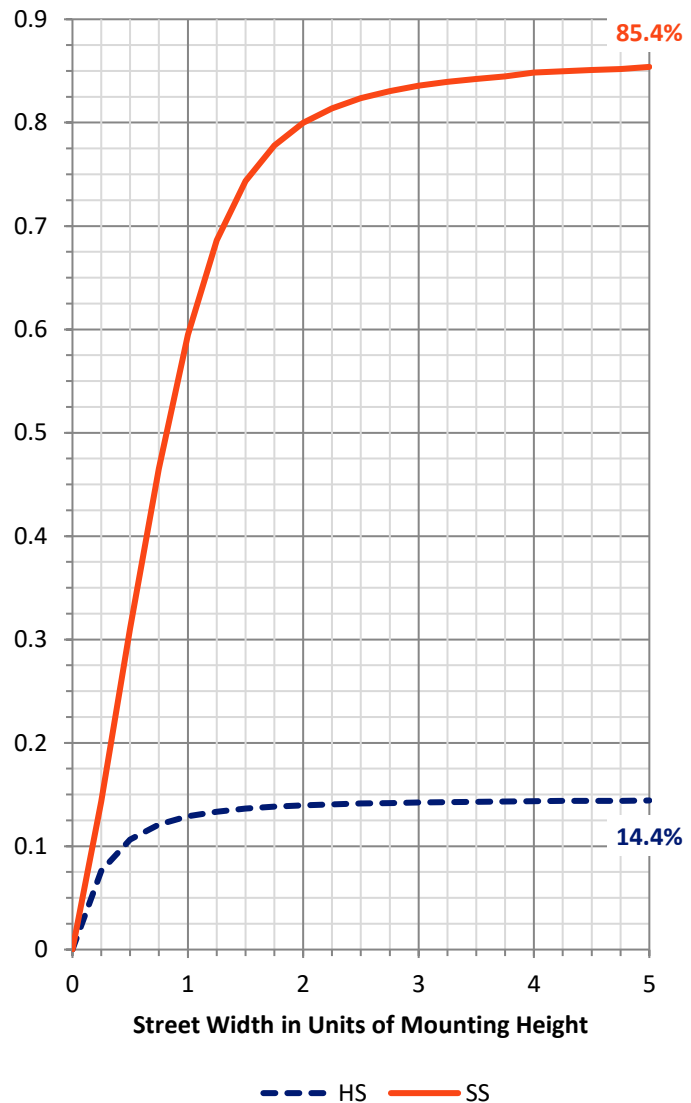
FLUX DISTRIBUTION:

		Downward	Upward	Total
House Side	Lumens	585.2	0.0	585.2
	% Fixture	14.5	0.0	14.5
Street Side	Lumens	3439.4	0.0	3439.4
	% Fixture	85.5	0.0	85.5
Total	Lumens	4024.6	0.0	4024.6
	% Fixture	100.0	0.0	100.0

Coefficient of Utilization

ZONAL LUMENS:

Zone	Lumens	% Fixture
0°-10°	68.9	1.7
10°-20°	209.4	5.2
20°-30°	350.8	8.7
30°-40°	529.1	13.1
40°-50°	747.7	18.6
50°-60°	841.3	20.9
60°-70°	754.4	18.7
70°-80°	458.8	11.4
80°-90°	64.2	1.6
90°-100°	0.0	0.0
100°-110°	0.0	0.0
110°-120°	0.0	0.0
120°-130°	0.0	0.0
130°-140°	0.0	0.0
140°-150°	0.0	0.0
150°-160°	0.0	0.0
160°-170°	0.0	0.0
170°-180°	0.0	0.0
0°-90°	4024.6	100.0
0°-180°	4024.6	100.0



REPORT NUMBER: P869950

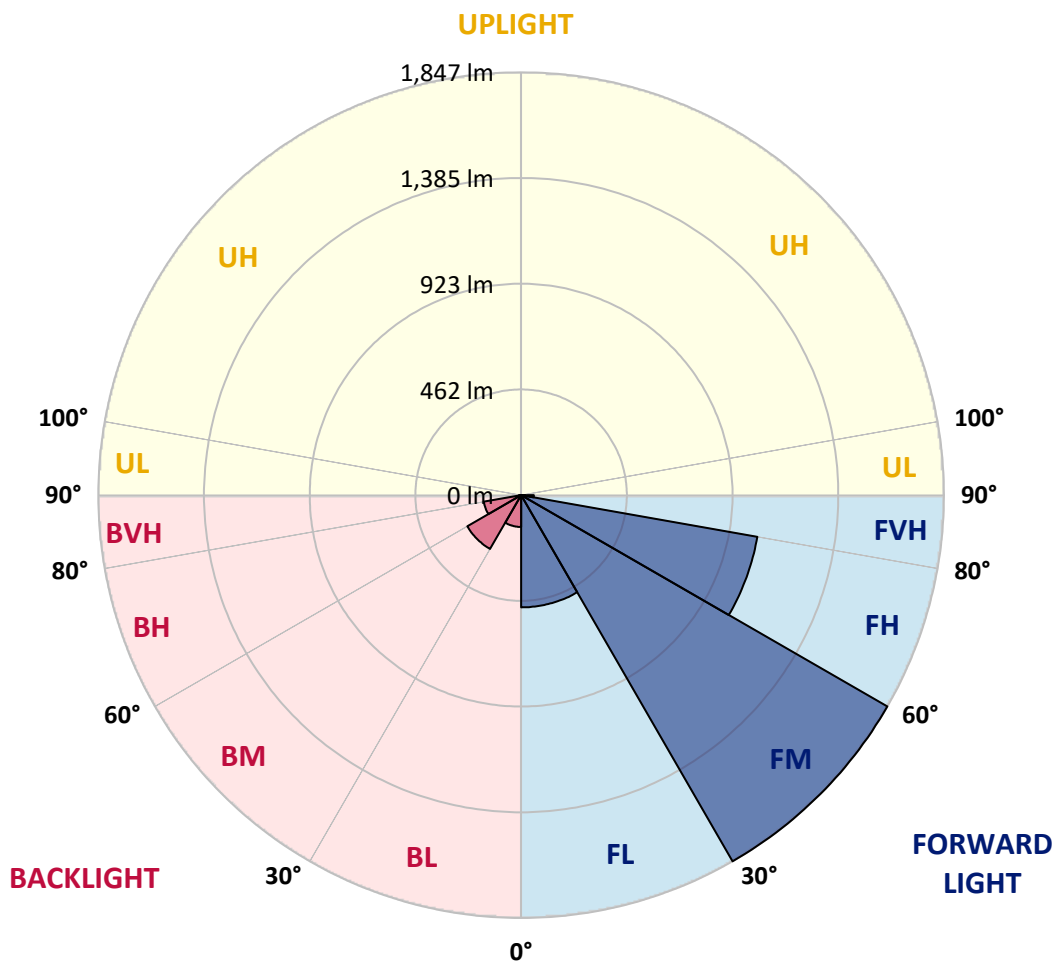
CATALOG NUMBER: MEM2-HTN-SA-60-840-U-T2U-HSS

LUMINAIRE CLASSIFICATION SYSTEM LUMEN TABLE AND BUG RATING:

Zone	Lumens	% Fixture	Zone Rating/Lumen Limit		
			B	U	G
FL (0°-30°)	490.1	12.2			
FM (30°-60°)	1846.7	45.9			
FH (60°-80°)	1047.4	26.0			G1/1800
FVH (80°-90°)	55.2	1.4			G1/100
BL (0°-30°)	139.0	3.5	B1/500		
BM (30°-60°)	271.4	6.7	B1/1000		
BH (60°-80°)	165.8	4.1	B1/500		G1/500
BVH (80°-90°)	9.1	0.2			G0/10
UL (90°-100°)	0.0	0.0		U0/0	
UH (100°-180°)	0.0	0.0		U0/0	

BUG Rating: B1-U0-G1

Type II Short





REPORT NUMBER: P869950

CATALOG NUMBER: MEM2-HTN-SA-60-840-U-T2U-HSS

CANDELA DISTRIBUTION (FULL):

	0°	5°	15°	25°	35°	45°	55°	65°	73°	75°	85°
0°	714.0	714.0	714.0	714.0	714.0	714.0	714.0	714.0	714.0	714.0	714.0
2.5°	824.1	819.4	812.3	806.3	795.7	781.5	769.6	754.2	743.6	740.0	724.6
5°	943.7	937.8	929.5	915.3	886.8	870.3	839.5	804.0	775.5	769.6	734.1
7.5°	1066.8	1064.5	1045.5	1024.2	989.9	953.2	905.8	850.1	808.7	799.2	744.8
10°	1171.0	1160.4	1149.7	1129.6	1092.9	1040.8	979.2	902.2	844.2	828.8	755.4
12.5°	1233.8	1230.2	1220.7	1197.1	1161.5	1116.6	1043.1	953.2	878.6	857.2	766.1
15°	1280.0	1283.5	1274.0	1258.6	1221.9	1179.3	1108.3	1006.4	915.3	890.4	777.9
17.5°	1323.8	1321.4	1320.2	1302.4	1269.3	1226.7	1154.4	1050.2	952.0	924.7	789.8
20°	1348.6	1349.8	1347.4	1340.3	1308.4	1266.9	1199.4	1102.3	992.2	961.4	805.1
22.5°	1361.7	1366.4	1371.1	1369.9	1343.9	1311.9	1242.1	1143.8	1033.7	1001.7	824.1
25°	1369.9	1373.5	1384.1	1398.4	1374.7	1348.6	1289.4	1193.5	1082.2	1045.5	846.6
27.5°	1377.0	1381.8	1394.8	1416.1	1397.2	1381.8	1330.9	1236.1	1123.7	1090.5	872.6
30°	1423.2	1429.1	1429.1	1439.8	1418.5	1414.9	1377.0	1287.1	1175.8	1140.2	905.8
32.5°	1545.2	1533.3	1512.0	1501.4	1450.5	1451.6	1422.0	1338.0	1231.4	1195.9	947.2
35°	1650.6	1650.6	1624.5	1590.2	1508.5	1491.9	1474.1	1405.5	1291.8	1257.5	1001.7
37.5°	1752.4	1753.6	1726.3	1696.7	1603.2	1544.0	1534.5	1470.6	1366.4	1326.1	1058.5
40°	1816.3	1823.4	1816.3	1793.8	1703.8	1635.2	1593.7	1544.0	1437.4	1406.6	1123.7
42.5°	1827.0	1841.2	1867.2	1874.3	1777.3	1716.9	1669.5	1619.8	1522.7	1488.3	1198.3
45°	1799.7	1804.5	1862.5	1870.8	1831.7	1782.0	1750.0	1708.6	1624.5	1594.9	1281.1
47.5°	1725.2	1715.7	1735.8	1808.0	1823.4	1821.1	1829.3	1809.2	1742.9	1705.0	1372.3
50°	1565.3	1568.9	1634.0	1721.6	1774.9	1835.3	1888.6	1911.0	1862.5	1824.6	1470.6
52.5°	1274.0	1290.6	1414.9	1622.1	1714.5	1825.8	1931.2	2007.0	1986.8	1950.1	1567.7
55°	1046.7	1071.6	1195.9	1462.3	1631.6	1779.6	1956.0	2107.6	2111.2	2082.7	1656.5
57.5°	819.4	839.5	970.9	1214.8	1513.2	1707.4	1959.6	2194.0	2234.3	2201.1	1734.6
60°	641.8	656.0	732.9	1012.4	1367.6	1604.4	1933.5	2262.7	2338.5	2313.6	1802.1
62.5°	486.6	497.3	566.0	800.4	1188.8	1483.6	1845.9	2287.6	2411.9	2388.2	1840.0
65°	394.3	403.8	448.8	628.7	1012.4	1343.9	1713.3	2230.7	2433.2	2411.9	1835.3
67.5°	322.1	325.6	362.3	490.2	856.1	1186.4	1519.1	2082.7	2368.1	2366.9	1780.8
70°	260.5	270.0	300.7	390.7	711.6	1005.3	1293.0	1850.7	2227.2	2239.0	1671.9
72.5°	221.4	223.8	251.0	323.2	580.2	815.8	1070.4	1583.1	2020.0	2029.5	1501.4
75°	187.1	190.6	210.8	261.7	471.2	647.7	860.8	1278.8	1690.8	1731.1	1264.6
77.5°	161.0	162.2	176.4	215.5	335.1	486.6	631.1	959.1	1323.8	1352.2	993.4
80°	126.7	129.1	144.5	170.5	233.3	316.1	435.7	656.0	884.5	916.5	687.9
82.5°	59.2	66.3	69.9	93.5	122.0	156.3	206.0	273.5	400.2	399.0	320.9
85°	5.9	4.7	4.7	7.1	10.7	10.7	13.0	15.4	30.8	36.7	28.4
87.5°	0.0	0.0	0.0	1.2	2.4	2.4	2.4	3.6	3.6	3.6	3.6
90°	0.0	0.0	0.0	0.0	0.0	0.0	0.0	0.0	0.0	0.0	0.0



REPORT NUMBER: P869950

CATALOG NUMBER: MEM2-HTN-SA-60-840-U-T2U-HSS

CANDELA DISTRIBUTION (continued):

	90°	95°	105°	115°	125°	135°	145°	155°	165°	175°	180°
0°	714.0	714.0	714.0	714.0	714.0	714.0	714.0	714.0	714.0	714.0	714.0
2.5°	717.5	706.9	687.9	670.2	658.3	648.9	633.5	624.0	616.9	607.4	606.2
5°	715.2	696.2	658.3	626.4	595.6	569.5	542.3	525.7	508.0	499.7	506.8
7.5°	717.5	686.7	627.5	579.0	532.8	491.4	455.9	433.4	416.8	408.5	409.7
10°	718.7	678.5	601.5	534.0	474.8	426.3	386.0	355.2	335.1	330.3	324.4
12.5°	716.3	667.8	575.4	490.2	419.2	365.9	318.5	294.8	274.7	265.2	265.2
15°	718.7	659.5	548.2	449.9	369.4	307.9	267.6	241.5	229.7	221.4	222.6
17.5°	718.7	652.4	522.2	410.9	320.9	264.0	227.3	206.0	194.2	189.4	188.3
20°	727.0	646.5	497.3	374.2	278.3	225.0	195.4	178.8	169.3	164.6	162.2
22.5°	732.9	641.8	474.8	338.6	242.7	196.6	171.7	156.3	149.2	146.8	146.8
25°	743.6	640.6	454.7	304.3	214.3	175.2	152.7	140.9	135.0	132.6	132.6
27.5°	759.0	642.9	435.7	274.7	193.0	153.9	137.3	127.9	124.3	123.1	122.0
30°	781.5	653.6	423.9	252.2	172.9	140.9	125.5	119.6	117.2	116.0	116.0
32.5°	811.1	672.5	419.2	240.4	161.0	130.2	117.2	112.5	110.1	110.1	108.9
35°	847.8	693.8	415.6	229.7	152.7	123.1	111.3	106.6	105.4	105.4	105.4
37.5°	891.6	716.3	409.7	222.6	148.0	117.2	106.6	101.8	101.8	101.8	101.8
40°	940.1	749.5	408.5	217.9	144.5	113.7	101.8	97.1	97.1	97.1	97.1
42.5°	994.6	785.0	407.3	214.3	142.1	111.3	97.1	92.4	92.4	92.4	92.4
45°	1060.9	830.0	409.7	211.9	142.1	108.9	93.5	87.6	86.4	86.4	86.4
47.5°	1126.0	872.6	412.0	209.6	139.7	105.4	88.8	82.9	81.7	80.5	80.5
50°	1195.9	916.5	412.0	207.2	137.3	101.8	85.3	77.0	75.8	74.6	74.6
52.5°	1264.6	953.2	413.2	203.7	131.4	95.9	79.3	72.2	69.9	68.7	67.5
55°	1330.9	992.2	414.4	197.7	124.3	90.0	75.8	67.5	63.9	61.6	61.6
57.5°	1380.6	1024.2	408.5	185.9	114.9	84.1	69.9	61.6	56.8	54.5	54.5
60°	1428.0	1044.3	397.8	168.1	105.4	78.1	65.1	55.7	50.9	48.5	48.5
62.5°	1446.9	1047.9	373.0	137.3	93.5	72.2	59.2	50.9	47.4	46.2	46.2
65°	1436.2	1032.5	339.8	108.9	82.9	65.1	54.5	47.4	42.6	39.1	39.1
67.5°	1378.2	979.2	294.8	86.4	72.2	59.2	49.7	42.6	37.9	34.3	34.3
70°	1268.1	894.0	229.7	68.7	62.8	52.1	45.0	39.1	34.3	30.8	30.8
72.5°	1105.9	775.5	167.0	58.0	54.5	46.2	40.3	35.5	30.8	28.4	28.4
75°	911.7	597.9	118.4	49.7	48.5	41.4	36.7	32.0	28.4	26.0	26.0
77.5°	684.4	416.8	92.4	43.8	42.6	37.9	33.2	29.6	26.0	24.9	23.7
80°	455.9	258.1	69.9	33.2	32.0	29.6	27.2	24.9	21.3	18.9	18.9
82.5°	203.7	108.9	35.5	18.9	16.6	14.2	11.8	8.3	8.3	7.1	7.1
85°	21.3	14.2	7.1	4.7	4.7	3.6	3.6	3.6	2.4	2.4	2.4
87.5°	3.6	3.6	2.4	2.4	2.4	1.2	1.2	1.2	1.2	1.2	1.2
90°	0.0	0.0	0.0	0.0	0.0	0.0	0.0	0.0	0.0	0.0	0.0

LM-79-2019: Approved Method: Electrical and Photometric Measurements of Solid-
State Lighting Products

Report Prepared for

Cooper Lighting Solutions

Streetworks

Report Number: SP1-2407-157-8

Test Date: 09/05/2024

Luminaire Tested: MEM2-HTN-SA-40-840-U-5WQ

Data in this report applies to families of products including MEM2-HTN-SA-40-840-U-5WQ

Test Information

Test Method: LM-79-2019
 Report Number: SP1-2407-157-8
 Test Lab: COOPER LIGHTING SOLUTIONS
 Photometer: SP1 - 76IN SPHERE
 Measurement Geometry: 4π
 Issue Date: 09/05/2024
 Manufacturer: COOPER LIGHTING SOLUTIONS
 Product Line: Streetworks
 Catalog Number: **MEM2-HTN-SA-40-840-U-5WQ**
 Description: Epic Modern Light Square 40W 5WQ Optic

Spectral Parameters

CCT (K): 3996
 CIE u': 0.2245
 CIE v': 0.5031
 Duv: 0.0012
 CIE x: 0.3815
 CIE y: 0.3799
 CIE z: 0.2386
 Peak Wavelength (nm): 449
 Dominant Wavelength (nm): 578
 Purity: 28.49233
 Rf: 82.6
 Rg: 95.1

CRI (Ra):	80.6		
R1:	78.1	R9:	-5.8
R2:	87.1	R10:	70.3
R3:	94.5	R11:	78.7
R4:	79.7	R12:	60.5
R5:	78.7	R13:	80.2
R6:	82.7	R14:	97.2
R7:	84.3	R15:	70.6
R8:	59.5		



Test Conditions

Stabilization Time: 29M
 Operation Time: 1H 29M
 Sphere Temperature (°C): 24.3

REPORT NUMBER: SP1-2407-157-8

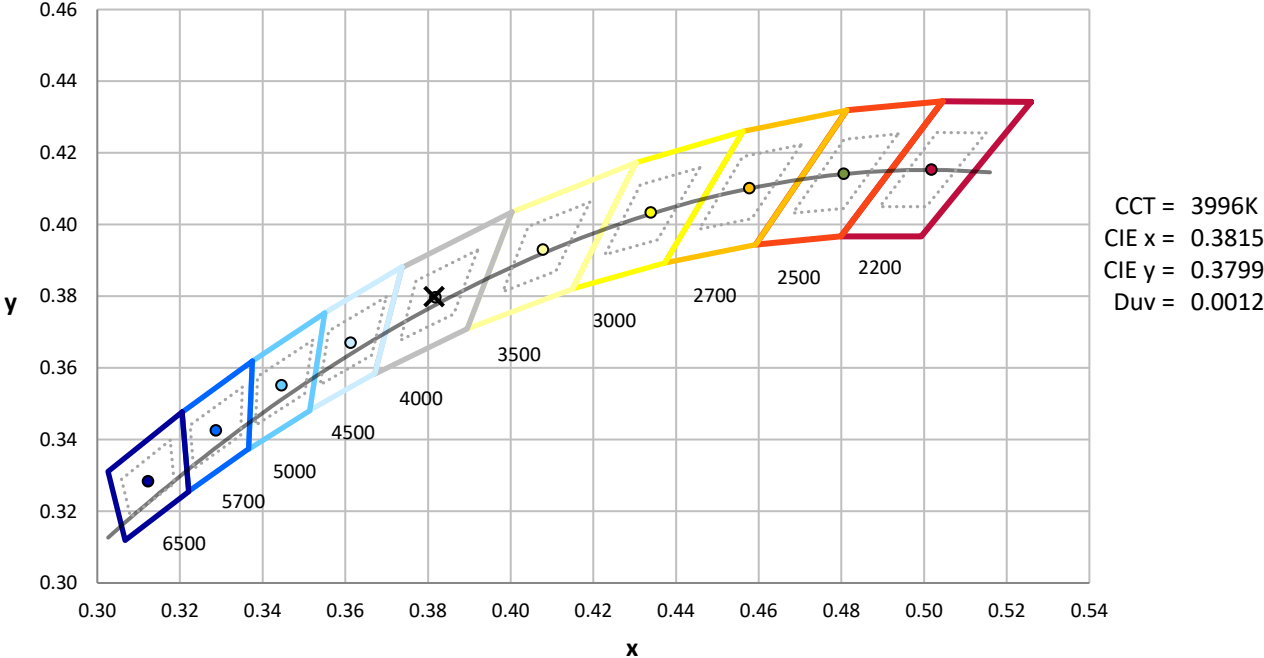
Measurement and Test Equipment			
Instrument	Identification Number	Calibration Date	Calibration Due Date
Photometer	IN0058	6/18/2024	12/18/2024
Power Meter	INXT2011004	2/8/2024	2/8/2025
AC Power Source	IN0063	10/24/2023	10/24/2024
DC Power Source	IN0208	10/24/2023	10/24/2024
Sphere Thermometer	IN0085	10/24/2023	10/24/2024
Room Thermometer	IN0046	10/24/2023	10/24/2024

REPORT NUMBER: SP1-2407-157-8

CIE 1931 Chromaticity Diagram



CIE 1931 Chromaticity Diagram with 2017 ANSI 7-Step and 4-Step Quadrangles



CCT = 3996K
 CIE x = 0.3815
 CIE y = 0.3799
 Duv = 0.0012

Point lies inside the ANSI 4000K 4-step quadrangle

REPORT NUMBER: SP1-2407-157-8

Photopic Flux vs. Wavelength



Photopic Lumens: NR

λ (nm)	Power W [^] /nm	Lumens (ϕ /nm)	λ (nm)	Power W [^] /nm	Lumens (ϕ /nm)	λ (nm)	Power W [^] /nm	Lumens (ϕ /nm)	λ (nm)	Power W [^] /nm	Lumens (ϕ /nm)	λ (nm)	Power W [^] /nm	Lumens (ϕ /nm)
360	0	NR	490	289	NR	620	725	NR	750	17	NR	880	0	NR
365	0	NR	495	351	NR	625	673	NR	755	15	NR	885	0	NR
370	0	NR	500	414	NR	630	619	NR	760	13	NR	890	0	NR
375	0	NR	505	470	NR	635	562	NR	765	11	NR	895	0	NR
380	0	NR	510	513	NR	640	506	NR	770	9	NR	900	0	NR
385	0	NR	515	546	NR	645	452	NR	775	8	NR	905	0	NR
390	0	NR	520	571	NR	650	400	NR	780	7	NR	910	0	NR
395	1	NR	525	592	NR	655	352	NR	785	6	NR	915	0	NR
400	3	NR	530	606	NR	660	307	NR	790	5	NR	920	0	NR
405	6	NR	535	624	NR	665	267	NR	795	4	NR	925	0	NR
410	12	NR	540	642	NR	670	231	NR	800	4	NR	930	0	NR
415	22	NR	545	663	NR	675	199	NR	805	3	NR	935	0	NR
420	44	NR	550	686	NR	680	171	NR	810	3	NR	940	0	NR
425	83	NR	555	713	NR	685	146	NR	815	2	NR	945	0	NR
430	150	NR	560	745	NR	690	125	NR	820	2	NR	950	0	NR
435	267	NR	565	774	NR	695	106	NR	825	2	NR	955	0	NR
440	466	NR	570	806	NR	700	90	NR	830	1	NR	960	0	NR
445	804	NR	575	835	NR	705	76	NR	835	1	NR	965	0	NR
450	1000	NR	580	858	NR	710	65	NR	840	1	NR	970	0	NR
455	715	NR	585	875	NR	715	55	NR	845	1	NR	975	0	NR
460	492	NR	590	884	NR	720	47	NR	850	1	NR	980	0	NR
465	402	NR	595	880	NR	725	40	NR	855	1	NR	985	0	NR
470	288	NR	600	868	NR	730	34	NR	860	1	NR	990	0	NR
475	226	NR	605	844	NR	735	28	NR	865	1	NR	995	0	NR
480	227	NR	610	814	NR	740	24	NR	870	0	NR	1000	0	NR
485	248	NR	615	771	NR	745	20	NR	875	0	NR			

REPORT NUMBER: SP1-2407-157-8

Scotopic Flux vs. Wavelength



Scotopic Lumens: NR

S/P: 1.66

λ (nm)	Power W [^] /nm	Lumens (φ/nm)	λ (nm)	Power W [^] /nm	Lumens (φ/nm)	λ (nm)	Power W [^] /nm	Lumens (φ/nm)	λ (nm)	Power W [^] /nm	Lumens (φ/nm)	λ (nm)	Power W [^] /nm	Lumens (φ/nm)
360	0	NR	490	289	NR	620	725	NR	750	17	NR	880	0	NR
365	0	NR	495	351	NR	625	673	NR	755	15	NR	885	0	NR
370	0	NR	500	414	NR	630	619	NR	760	13	NR	890	0	NR
375	0	NR	505	470	NR	635	562	NR	765	11	NR	895	0	NR
380	0	NR	510	513	NR	640	506	NR	770	9	NR	900	0	NR
385	0	NR	515	546	NR	645	452	NR	775	8	NR	905	0	NR
390	0	NR	520	571	NR	650	400	NR	780	7	NR	910	0	NR
395	1	NR	525	592	NR	655	352	NR	785	6	NR	915	0	NR
400	3	NR	530	606	NR	660	307	NR	790	5	NR	920	0	NR
405	6	NR	535	624	NR	665	267	NR	795	4	NR	925	0	NR
410	12	NR	540	642	NR	670	231	NR	800	4	NR	930	0	NR
415	22	NR	545	663	NR	675	199	NR	805	3	NR	935	0	NR
420	44	NR	550	686	NR	680	171	NR	810	3	NR	940	0	NR
425	83	NR	555	713	NR	685	146	NR	815	2	NR	945	0	NR
430	150	NR	560	745	NR	690	125	NR	820	2	NR	950	0	NR
435	267	NR	565	774	NR	695	106	NR	825	2	NR	955	0	NR
440	466	NR	570	806	NR	700	90	NR	830	1	NR	960	0	NR
445	804	NR	575	835	NR	705	76	NR	835	1	NR	965	0	NR
450	1000	NR	580	858	NR	710	65	NR	840	1	NR	970	0	NR
455	715	NR	585	875	NR	715	55	NR	845	1	NR	975	0	NR
460	492	NR	590	884	NR	720	47	NR	850	1	NR	980	0	NR
465	402	NR	595	880	NR	725	40	NR	855	1	NR	985	0	NR
470	288	NR	600	868	NR	730	34	NR	860	1	NR	990	0	NR
475	226	NR	605	844	NR	735	28	NR	865	1	NR	995	0	NR
480	227	NR	610	814	NR	740	24	NR	870	0	NR	1000	0	NR
485	248	NR	615	771	NR	745	20	NR	875	0	NR			

REPORT NUMBER: SP1-2407-157-8

Melanopic Flux vs. Wavelength



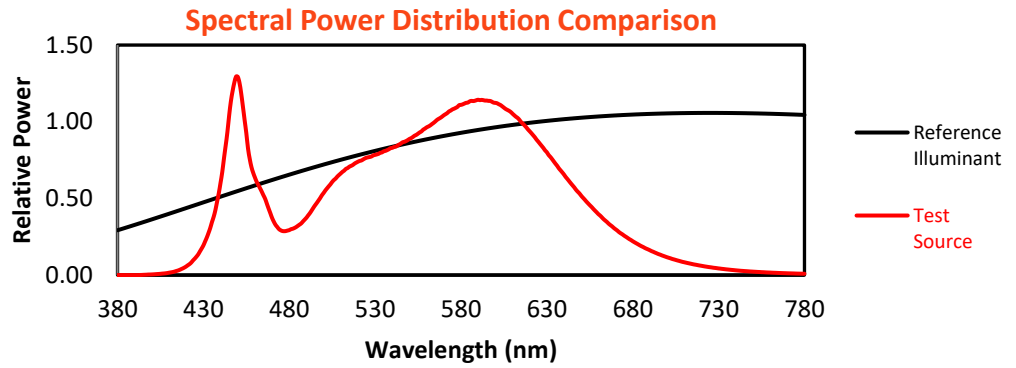
Melanopic Lumens: NR

M/P: 3.37

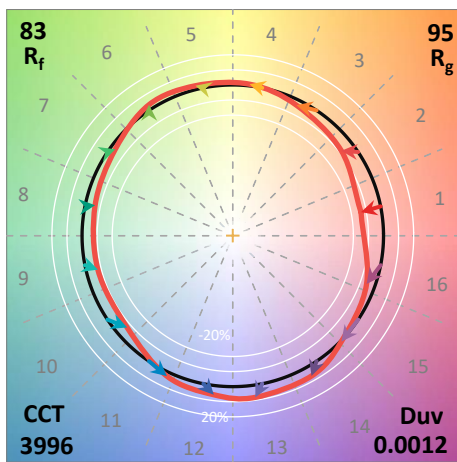
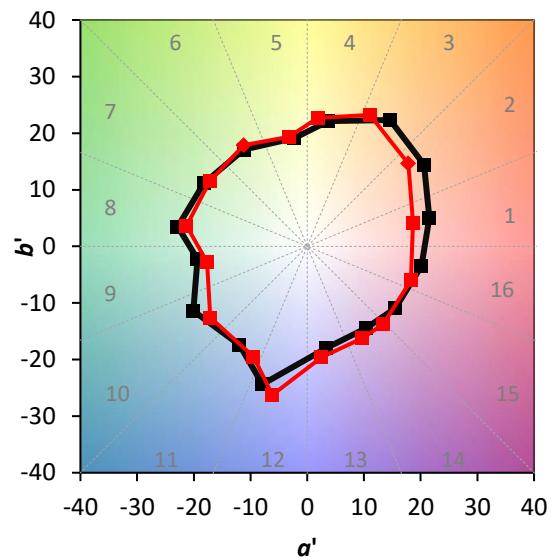
λ (nm)	Power W [^] /nm	Lumens (φ/nm)	λ (nm)	Power W [^] /nm	Lumens (φ/nm)	λ (nm)	Power W [^] /nm	Lumens (φ/nm)	λ (nm)	Power W [^] /nm	Lumens (φ/nm)	λ (nm)	Power W [^] /nm	Lumens (φ/nm)
360	0	NR	490	289	NR	620	725	NR	750	17	NR	880	0	NR
365	0	NR	495	351	NR	625	673	NR	755	15	NR	885	0	NR
370	0	NR	500	414	NR	630	619	NR	760	13	NR	890	0	NR
375	0	NR	505	470	NR	635	562	NR	765	11	NR	895	0	NR
380	0	NR	510	513	NR	640	506	NR	770	9	NR	900	0	NR
385	0	NR	515	546	NR	645	452	NR	775	8	NR	905	0	NR
390	0	NR	520	571	NR	650	400	NR	780	7	NR	910	0	NR
395	1	NR	525	592	NR	655	352	NR	785	6	NR	915	0	NR
400	3	NR	530	606	NR	660	307	NR	790	5	NR	920	0	NR
405	6	NR	535	624	NR	665	267	NR	795	4	NR	925	0	NR
410	12	NR	540	642	NR	670	231	NR	800	4	NR	930	0	NR
415	22	NR	545	663	NR	675	199	NR	805	3	NR	935	0	NR
420	44	NR	550	686	NR	680	171	NR	810	3	NR	940	0	NR
425	83	NR	555	713	NR	685	146	NR	815	2	NR	945	0	NR
430	150	NR	560	745	NR	690	125	NR	820	2	NR	950	0	NR
435	267	NR	565	774	NR	695	106	NR	825	2	NR	955	0	NR
440	466	NR	570	806	NR	700	90	NR	830	1	NR	960	0	NR
445	804	NR	575	835	NR	705	76	NR	835	1	NR	965	0	NR
450	1000	NR	580	858	NR	710	65	NR	840	1	NR	970	0	NR
455	715	NR	585	875	NR	715	55	NR	845	1	NR	975	0	NR
460	492	NR	590	884	NR	720	47	NR	850	1	NR	980	0	NR
465	402	NR	595	880	NR	725	40	NR	855	1	NR	985	0	NR
470	288	NR	600	868	NR	730	34	NR	860	1	NR	990	0	NR
475	226	NR	605	844	NR	735	28	NR	865	1	NR	995	0	NR
480	227	NR	610	814	NR	740	24	NR	870	0	NR	1000	0	NR
485	248	NR	615	771	NR	745	20	NR	875	0	NR			

Summary

$R_f = 82.6$
 $R_g = 95.1$
 CIE $R_a = 80.6$
 $R_9 = -5.8$

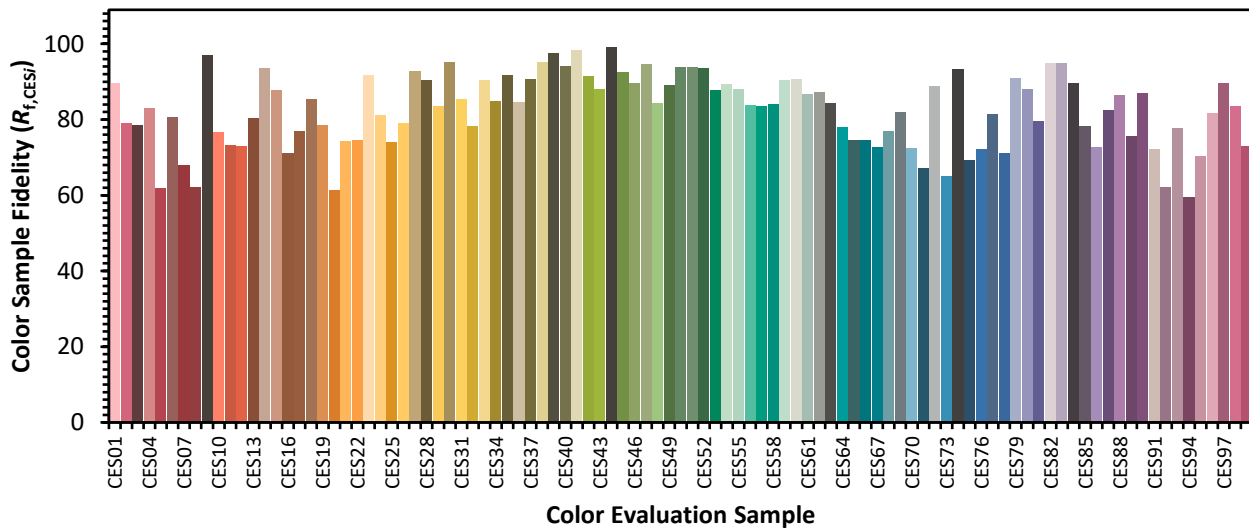


Color Vector Graphics

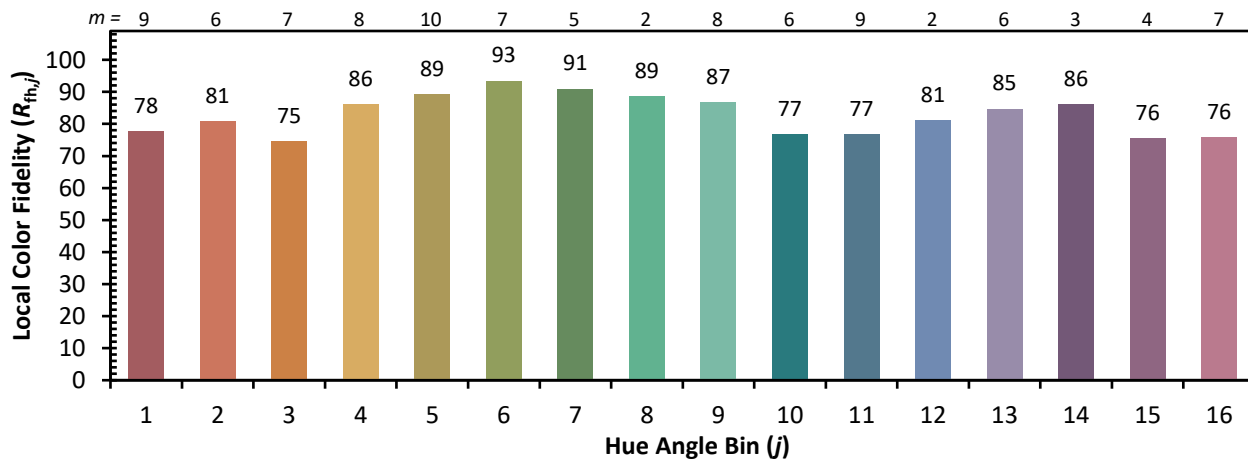


Individual Sample Fidelity Index ($R_{f,i}$)

CES01 = 85	CES26 = 79	CES51 = 94	CES76 = 72
CES02 = 61	CES27 = 93	CES52 = 94	CES77 = 82
CES03 = 31	CES28 = 90	CES53 = 88	CES78 = 71
CES04 = 69	CES29 = 83	CES54 = 89	CES79 = 91
CES05 = 48	CES30 = 95	CES55 = 88	CES80 = 88
CES06 = 50	CES31 = 86	CES56 = 84	CES81 = 80
CES07 = 40	CES32 = 78	CES57 = 84	CES82 = 95
CES08 = 39	CES33 = 90	CES58 = 84	CES83 = 95
CES09 = 29	CES34 = 85	CES59 = 90	CES84 = 90
CES10 = 74	CES35 = 92	CES60 = 91	CES85 = 78
CES11 = 57	CES36 = 85	CES61 = 87	CES86 = 73
CES12 = 63	CES37 = 91	CES62 = 87	CES87 = 83
CES13 = 42	CES38 = 95	CES63 = 84	CES88 = 86
CES14 = 74	CES39 = 98	CES64 = 78	CES89 = 76
CES15 = 71	CES40 = 94	CES65 = 75	CES90 = 87
CES16 = 46	CES41 = 98	CES66 = 75	CES91 = 72
CES17 = 49	CES42 = 92	CES67 = 73	CES92 = 62
CES18 = 56	CES43 = 88	CES68 = 77	CES93 = 78
CES19 = 71	CES44 = 99	CES69 = 82	CES94 = 60
CES20 = 65	CES45 = 93	CES70 = 72	CES95 = 70
CES21 = 86	CES46 = 90	CES71 = 67	CES96 = 82
CES22 = 78	CES47 = 95	CES72 = 89	CES97 = 90
CES23 = 91	CES48 = 84	CES73 = 65	CES98 = 84
CES24 = 90	CES49 = 89	CES74 = 93	CES99 = 73
CES25 = 71	CES50 = 94	CES75 = 69	



Color Rendition by Hue-Angle Bin



Measure Comparisons



(END OF REPORT)